

SCORING SOFTBALL



LEVEL THREE

COMPLETE SCORING

FOR SENIOR CLUB & DISTRICT SCORERS

UPDATED NOVEMBER 2008



COURSE REQUIREMENTS

THIS LEVEL THREE SOFTBALL SCORERS' COURSE IS DESIGNED TO BE CONDUCTED:-

(A) IN ONE DAY SESSION (REFRESHMENT BREAKS NEEDED)

OR

(B) IN TWO HALF DAY SESSIONS.

Note:

At a later time (4 to 6 months) practical assessment under supervision will be undertaken.

Candidates will be required to display the following competencies

COMPLETION OF PRE-SCORED GAMES WITH EXTENSION AND STATISTICS, RANGING FROM SIMPLE TO DIFFICULT.

THEY MUST DO THE BATTING, FIELDING AND PITCHING EXTENSIONS.

TRANSFER THE BATTING STATISTICS TO THE STATISTIC SHEET AND CALCULATE BATTING AVERAGES AND FIELDING AVERAGES.

TABLE OF CONTENTS

1	DUTIES OF A SENIOR CLUB, DISTRICT OR AFFILIATE SCORER	1
2	EXPLANATION OF SCOREBOOK	2
2.1	BATTING	2
2.2	FIELDING	2
2.3	PITCHERS	2
3	EARNED RUNS – SCORED IN GREEN.....	3
3.1	UNEARNED RUNS - SCORED IN RED	3
3.2	ERRORS ALLOWING RUNNERS TO ADVANCE	4
4	FIELDER'S CHOICE CONTINUED FROM LEVEL 2	5
5	SACRIFICE - SLAP ADDITIONAL TO LEVEL 2.....	5
6	4TH OUT	6
7	DESIGNATED PLAYER - DP	7
7.1	DESIGNATED PLAYER RULES	7
7.2	STARTING DESIGNATED PLAYER BECOMING A FIELDER	8
7.3	STARTING FLEX PLAYER BATTING	8
7.4	STARTING DESIGNATED FIELDER BECOMES A FIELDER	8
8	BATTING:	9
8.1	FIELDING:	9
8.2	BASE RUNNING:	9
8.3	RE ENTRY:	10
9	PITCHING CHANGES	10
10	SUMMARIES.....	11
10.1	BATTING EXTENSIONS	11
10.2	FIELDING EXTENSIONS	12
10.3	PITCHING EXTENSIONS	12
11	AVERAGES	13
11.1	BATTING AVERAGE	13
11.2	FIELDING AVERAGE	13
11.3	PITCHING - WIN / LOSS / SAVE	13
12	SCORING A GAME	14
	CONTACTS	24

1 DUTIES OF A SENIOR CLUB, DISTRICT OR AFFILIATE SCORER

1. Appointed by the governing body of that team (Club, District or Affiliate).
2. The team scorer is concerned only with the requirements of their own particular team, but must score for both teams.
3. Be familiar with official rules of softball and umpires signals e.g. Strikes, Balls & Outs.
4. Be aware of local ground rules e.g. who picks up the match cards, who returns them, etc.
5. Before the scheduled starting time (approximately 30 min.) of the game, write up the team as provided by the coach on the bench list (see appendix 1) and scorebook.
6. Exchange bench lists with the opposition team scorer with a copy for the Chief Umpire (& Official Scorer if appointed).
7. When requested during the game, provide information to the team coach &/or umpire e.g. What is the count?, How many out?, Where did this batter hit last time?
8. Advise the team coach of any irregularities which may benefit your team and will assist in achieving an out, saving or gaining a base or scoring a run, (e.g. batting out of order). Do so in a manner that enables your team to receive an advantage before the opposition detects such action.
9. You are a part of the team and governed by the official rules of softball e.g. no smoking and fully enclosed shoes must be worn. You are also governed by the appropriate Child Protection Legislation relevant to each state.
10. At the conclusion of the game, ensure you have the correct result and it is recorded on the match card. This must be signed by the Umpire/s.
11. The team scorebook is not normally made available to any person but the team coach. You should check the wishes of the coach in this regard and abide by his/her decision.
12. The team scorer is on the bench with the team and cannot leave during the game unless permission is obtained from the plate umpire.
13. If a game is SUSPENDED by rain etc. please record time, situation of game. ie. The count on the batter, who is on bases, number of outs, etc. TIME means in this case, the amount of time the game has been in progress, not the actual time on your watch.
14. Be able to prepare batting, fielding and pitching extensions
15. Be able to prepare batting, fielding and pitching averages.

2 EXPLANATION OF SCOREBOOK

NOTE: Not all scorebooks provide all columns, or in the same order.

2.1 BATTING

The columns at the right hand side of the page are used to summarise the batting performance of each player.

BATTING															
PA	AB	H	2	3	4	R	SAC BUNT	SAC FLY	BB	HPB	RBI	SB	SO	OB	

- PA** No. of completed Plate Appearances.
- AB** No. of completed times At Bat during game - excluding **BB**, **HPB**, **IBB**, **SAC**, **OBS2**.
- H** Total safe Hits during game.
- 2** No. of 2 base safe Hits during game.
- 3** No. of 3 base safe Hits during game.
- 4** No. of Home Runs during game.
- R** No. of Runs during game.
- SAC BUNT** No. of Sacrifice Bunts.
- SAC FLY** No. of Sacrifice Flies.
- BB** No. of Base on Balls includes **OBS2** and **IBB**.
- HPB** No. of Hit by Pitched Balls
- RBI** No. of Runs Batted In.
- SB** No. of Stolen Bases does not include Allowed Steal.
- SO** No. of Strikeouts against batter.
- OB** No. of times On Base

In some scorebooks the symbols may vary from those above (e.g. S for sacrifice).

2.2 FIELDING

You will also find columns used for the summary of each player's fielding record.

- PO** Putouts
- A** Assists - (include assists where the receiver makes an error e.g. 4 - **E3**)
- E** Errors e.g. **E6**, **MF7**, **WT5**. 4 - **E3**,

2.3 PITCHERS

At the bottom of the scorebook page is a further series of columns which are used to obtain a summary of the pitchers used in a game.

PITCHER	Inn	H	SO	BB	HPB	IBB	WP	RS	ER	BFP	IP	S	B	F	Total	W/L/S
---------	-----	---	----	----	-----	-----	----	----	----	-----	----	---	---	---	-------	-------

- PITCHER** Name of pitcher
- I** No. of Innings pitched
- H** No. of Safe Hits against the pitcher
- SO** No. of Strikeouts
- BB** No. of Base on Balls given
- RS** No. of Runs Scored
- ER** No. of Earned Runs
- BFP** No. of Batters who Faced the Pitcher. (Completed Plate Appearances)
- IP** No. of Illegal Pitches
- S** No. of Strikes Pitched (includes

			batted pitches & caught foul flies)
HPB	No. of Hit by Pitched Ball	B	No. of Balls Pitched
IBB	No. of Intentional Base on Balls	F	No. of Fouls hit
WP	No. of Wild Pitches	W/L/S	Win, Loss or Save

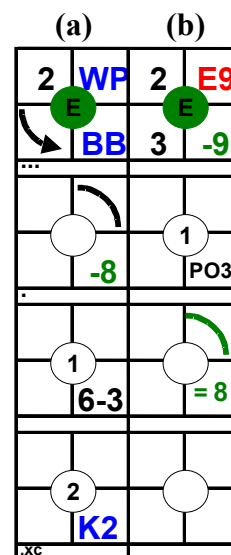
3 EARNED RUNS – SCORED IN GREEN

An earned run is a run for which the pitcher is held accountable.

Safe hits, putouts, stolen bases, sacrifices, wild pitches or walks given up by the pitcher which allow, or **would have allowed** the runs to cross in **errorless** play before the third out could have been made, rest in an Earned Run. See example (a)

In determining earned runs, the inning is reconstructed without errors, to establish the point at which three outs should have been made. The benefit of any doubt is always given to the pitcher in determining which bases would have been made with **errorless** play. See example (b)

No run shall be earned when the runner’s advance is aided by an error if the scorer judges the run would not have scored without that error. The error that allows extra bases does not necessarily become an unearned run – **see 3.1.**



Earned runs are scored in green.

When pitchers are changed during an innings, all runs subsequently scored by runners on base at the time of the change are charged to the pitcher who has been replaced.

Note: When a pitching change is made, mid batter, and the first pitcher has pitched 50% or more pitches, if the batter subsequently scores, the first pitcher is charged with the run/s scored.

3.1 UNEARNED RUNS - SCORED IN RED

Unearned runs are any runs scored:

- (a) After the fielding side has had an opportunity to make three outs.
- (b) By a runner who reached base on an error, when they should have been put out.
- (c) By a runner who has advanced a base on an **error** or **passed ball** when in the scorer’s judgment, they would not otherwise have scored before the third out.
- (d) Tie-break runner scoring is an unearned run even without errors

Unearned runs are scored in red.

The time element may determine if a run is earned or unearned - e.g. 2 out, batter A reaches 1st on a hit. Batter B hits a double, and A rounds third and heads for home. B

attempts to reach 3rd, and the baseplayer drops the ball in tagging for what would have been an easy out.

If the lead runner crossed home before the error, the run is earned. If that runner crossed after the error, i.e. after the third out should have been made with errorless play, the run would be unearned.

Had there been none or 1 out, and B subsequently scored on a safe hit from batter C, it still cannot be an earned run, as the runner advanced a base that would not have been made without the error.

It is often necessary to **wait** until subsequent batters have completed their turn to determine if a run is earned or unearned.

With 1 out, runner at 2nd advances to score when on the next batter 2nd base throws the ball wild over 1st base. Without the error, the runner would have advanced to 3rd only, with 2 out.

(a) If the next batter hits safely, the run is earned, as there would have been only 2 out and the runner at 3rd would have scored without the assistance of the error. *(look at 4 advance B3 2nd Base)*

(b) If the next batter is out, however, the run is unearned, as this should have been the third out.

(c) With 2 out and a runner at 3rd, a foul fly is muffed by the Catcher. The foul is recorded as a red 2 in the balls and strikes.

On the next pitch, the batter hits safely to score the run.

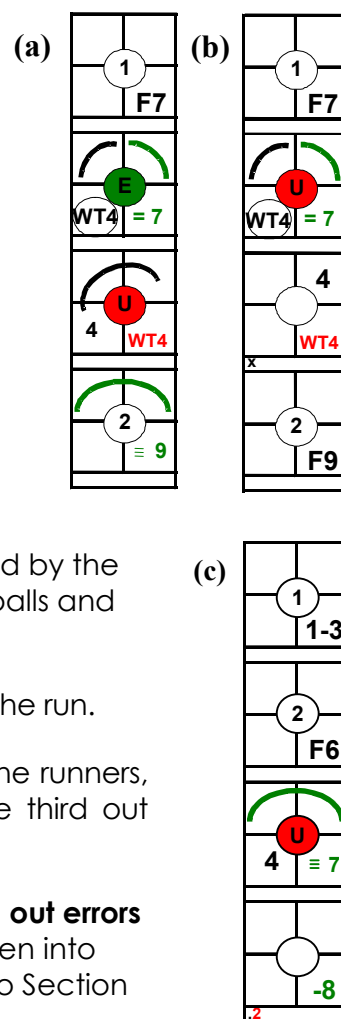
Although no error is shown for the advance of the runners, the run is unearned, as it was scored after the third out should have been made on the foul fly.

SPECIAL NOTE: **Actual out errors** e.g. **MF4**, as opposed to **non out errors** that result in the advance of a runner/s e.g. **-7**, should be taken into account when assessing earned and unearned runs – Refer to Section 3.2 for more information.

3.2 ERRORS ALLOWING RUNNERS TO ADVANCE

In determining earned runs, errors which allow runners to advance, as distinct from errors which fail to achieve a putout, must be taken into account carefully.

Some errors which would not have resulted in an out, but may be the difference between earned and unearned runs, are:



- (a) A safe hit to the outfield which is subsequently errored and allows the runner to advance beyond the base they would have made on the hit alone.
- (b) A careless return to the pitcher with runners on base, which allows runner/s to advance.
- (c) A throw to a base, and not covered by a fielder in position to receive the throw. This may be a wild throw, or the error may go against the fielder who should have covered. e.g. Shortstop's relay throw to third to prevent a runner advancing from 2nd. The 3rd base player is expected to be prepared for this play. If the player fails to do so, it is an error.
- (d) Catcher's Obstruction.
- (e) A passed ball **PB** on ball 4 which allows the batter to advance beyond the 1st base awarded must be taken into account when determining earned or unearned runs. This is not is not charged as an error to the catcher.
- (f) A passed ball **PB** which allows a runner to advance.
- (g) A wild throw by the catcher or an error by the fielder on an attempted pick off on a runner which allows the runner to advance an extra base other than that which they were attempting.

Errors are **not** recorded for:

- (a) A bad throw or ball dropped by a fielder, which does not result in a base advance e.g. another player backs up successfully.
- (b) A wild throw to 2nd or 3rd by a catcher on a runner attempting to steal unless **more than one** base is gained.

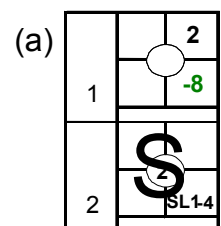
4 FIELDER'S CHOICE CONTINUED FROM LEVEL 2

- (a) **OUTFIELD FIELDER'S CHOICE – OFC*** - In the event of an outfielder, in the opinion of the scorer, making a **conscious decision** to not take a catch to enable a play to be made on another runner, it will be scored as an OFC7,8 or 9.

NOTE: The resultant play must produce an out. If no out is made an error will be recorded. As for other fielder's choice situations, an OFC will extend as both a Plate Appearance (PA) and as an At Bat (AB) in all cases. It will be an On Base (OB) other than when the FC results in the third out.

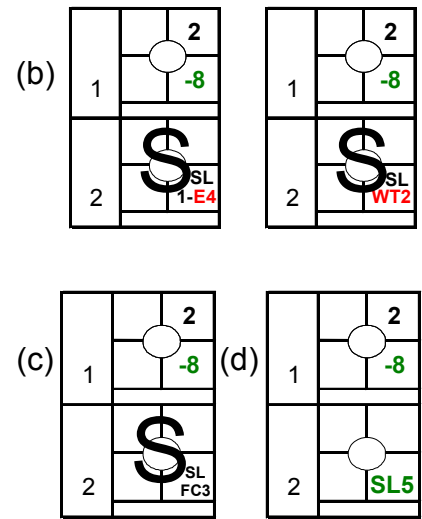
5 SACRIFICE - SLAP ADDITIONAL TO LEVEL 2

- (a) A batter may be called upon to sacrifice a turn at bat for the sake of the team. If a batter slaps the ball to make the fielders move into position where an out can be made but they cannot prevent the advance of a runner, then the batter is credited with a sacrifice. Recorded with a large S superimposed over the usual details as shown.



Note all baserunners are required to advance so a sacrifice can be credited to a batter.

- (b) If a batter slaps as above, advances the runner and reaches 1st base safely because of a fielding error, the batter is still credited with a sacrifice as shown.
- (c) Batter 2 slaps, fielder correctly chooses to play the lead runner who advances safely with skillful sliding. The batter reaches 1st base safely. The batter is credited with the Sacrifice as shown.
- (d) Batter slaps fair and makes first base safely. Record a slap safe hit – NOT A SACRIFICE



6 4TH OUT

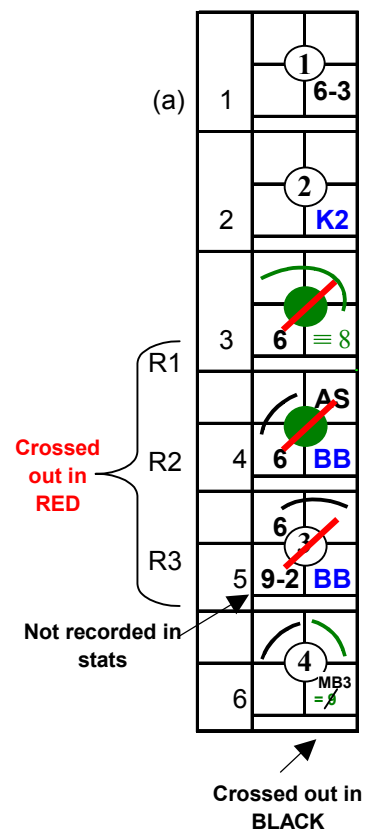
See Rule Book - Rule 8, Section 9 g-j4 - Which says "Additional Out appeals may be made after the third out as long as they are made properly and are made to remove a run or to re-instate the correct batting order". (2006-2009 Official Softball Playing Rules and Case Book)

- 1. R1 on 3rd, R2 on 2nd, R3 on 1st. TWO OUT
Batter hits long, fair and safe hit to the outfield (=9) and proceeds to 3rd base on the throw on R3.

R1 and R2 score, R3 is tagged out at home plate for the 3rd out.
Batter reaches 3rd base on the hit.

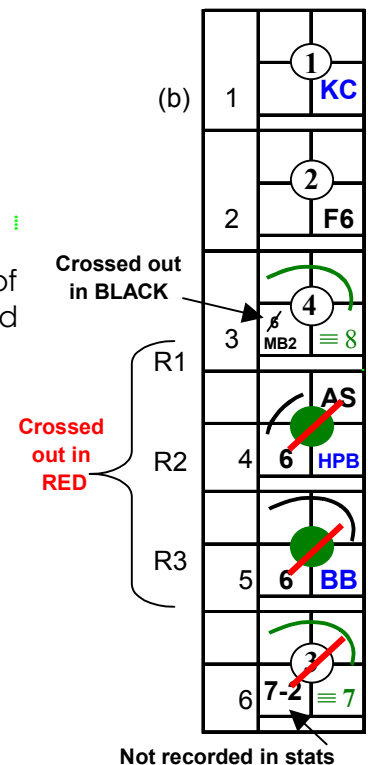
Fielding side appeals successfully for the batter-runner missing 1st base.
Neither run scores because the last out (4th out) is a force-out and is made to remove a run (in this case 2 runs).

See "Diagram A" for how this is scored



2. R1 on 3rd, R2 on 2nd, R3 on 1st. TWO OUT
 Batter hits long, fair and safe hit to the outfield
 R1 and R2 and R3 score.
 Batter is tagged "OUT" at home plate for the 3rd out.
 Catcher then successfully appeals for the runner from 3rd (R1) missing home plate.
 This is the 4th out AND a force-out, therefore none of the runs score on the play. Again the 4th out is allowed as it is made to remove a run (in this case 2 runs).

See "Diagram B" for how this is scored.



7 DESIGNATED PLAYER - DP

A "Designated Player", referred to as a **DP**, may be used as a batter for any defensive player and is named on the line-up sheet as one of the nine hitters in the batting order. The starting **DP** may be substituted and may re-enter one time provided that the re-entry is into the same position in the batting order. The name of the defensive player for whom the **DP** is batting (known as the "FLEX"), will be entered in the tenth (10th) position on the line-up sheet.

7.1 DESIGNATED PLAYER RULES

1. A team starts the game with 10 players
2. The **DP** bats for the FLEX (Defence only), who is listed in the 10th place in the Line-up.
3. The **DP** and the FLEX may be substituted using players from the bench.
4. The starting **DP** and FLEX may re-enter once
5. The **DP** may field for any player, at any position at any time. Refer 7.4
6. The player that the **DP** fields for must still bat, as a temporary **DP (TDP)**. 7.4
7. The **DP** fielding for any player, other than the FLEX, is not a substitution.
8. If the **DP** fields for the FLEX, the FLEX has left the game. The game continues with 9 players. The starting player may re-enter once or a substitute may resume, as the FLEX, and the game then reverts to 10 players. (4.4.1)
9. The FLEX may bat but only in the place of the starting **DP** (7.3)
10. If the FLEX bats for the **DP**, the **DP** has left the game. The game continues with 9 players. The starting player may re-enter once or a substitute may resume, as the **DP**, and the game then returns to 10 players. The FLEX goes back to fielding only.
11. The **DP** and FLEX can never be on offence at the same time and only 9 batters may bat.
12. The **DP** is to be **written in green** and any changes pertaining to the **DP** must also be **written in green**.

7.2 STARTING DESIGNATED PLAYER BECOMING A FIELDER

In this example Ryan Van Coevorden is the starting Designated Player, with James Wilson as the Flex.
 In the Bottom of the Third Innings, Batter 6, Ryan becomes the pitcher and the team goes to 9.
 This is not a substitution on either Wilson, or Van Coevorden.

DP-1	VAN COEVORDEN	Ryan B3/6	44	5
6	ARMSTRONG	Aaron	13	6
5	ALBEE	Steven	77	7
4	SOLYLO	Marcus	4	8
9	POPKO	Steven	78	9
9	BROWN	Justin T4	16	
4	WILSON	James B3/6	7	FLEX
BENCHLIST				Totals
				Totals

7.3 STARTING FLEX PLAYER BATTING

In this example Ryan Van Coevorden is the starting Designated Player, with James Wilson as the Flex.
 In the Bottom of the Fourth Innings, James Wilson enters the batting line up on behalf of the starting Designated Player. Wilson is still the pitcher and is now batting. This is a substitution on VanCoevorden as he has left the line up. It is not a Substitution against Wilson

NOTE; THE FLEX PLAYER CAN ONLY BAT IN THE STARTING DP POSITION IN THE LINEUP

DP	VAN COEVORDEN	Ryan T4	44	5
1	WILSON	James T4	7	
6	ARMSTRONG	Aaron	13	6
5	ALBEE	Steven	77	7
4	SOLYLO	Marcus	4	8
9	POPKO	Steven	78	9
9	BROWN	Justin T4	16	
1	WILSON	James	7	FLEX

7.4 STARTING DESIGNATED FIELDER BECOMES A FIELDER

In this example Ryan Van Coevorden is the starting Designated Player. In the Bottom of the Third Innings, Batter 6 a change is made. Peter Albee becomes the temporary DP (TDP) and Ryan VanCoevorden fields at position 3. This is not a Substitution as there has been no change to the batting line up. It is now Albee who is batting and not fielding (Temporary TDP)

NOTE; THE FLEX PLAYER CAN ONLY BAT IN THE STARTING DP POSITION BATTER 5 IN THE LINE UP.

POS	LAST NAME	FIRST NAME	UNI	BAT
7	THURTELL	Andrew	11	1
8	SULLIVAN	Richard	14	2
2	RISTAU	Aaron	56	3
3 TDP	ALBEE	Peter B3/6	67	4
DP-3	VAN COEVORDEN	Ryan B3/6	44	5

SECTION 8 AND 9 ON BATTING AND FIELDING CHANGES IS REPRINTED TO ALLOW YOU TO SEE THE RELEVANCE OF CHANGES TO INDIVIDUAL STATISTICS

8 BATTING:

When a substitution is made it is to be recorded in the scorebook along with the time it happened, e.g. at the top of 5th innings Danica Howlett replaces Sally McCreedy in the top of the fifth innings, **T5**. You also draw (in black) in the inning a vertical line to show when substitute starts to bat.

Sally McCreedy re-enters in the bottom 5, record RE B5/4. Danica Howlett is recorded as Pinch Hitter (PH), then crossed out and another vertical line shows where she left the game.

AUSTRALIA				VS	JAPAN				AT	FENGTAI PARK BEIJING									
TOP										A	5		4						
										PO	3		3						
										E									
POS	LAST NAME	FIRST NAME	UNI	BAT	1	2	3	4	5	6									
3	McCREEDY	SALLY	16	1	1	/	1												
PH	HOWLETT	DANICA	2	1	5-3		4-3												
					x		x												

8.1 FIELDING:

First base player Sally McCreedy is replaced in the bottom of the 4th innings, batter 2 by Danica Howlett. Show next to POS the number of the innings and the number of the opposition batter when the change was made. A horizontal **black** line on the **opposition's** page is drawn to show where fielding change commenced.

AUSTRALIA				VS	JAPAN				AT	FENGTAI PARK BEIJING										
TOP										A	5	6	6	6		6	5			
										PO	3	3	3	3	2	9	8	3	6	4
										E										
POS	LAST NAME	FIRST NAME	UNI	BAT	1	2	3	4	5											
3	McCREEDY	SALLY	16	1	1	/	1													
3	HOWLETT	DANICA	2	1	5-3		7													
					x															
DP	WILKINS	BROOKE	29	2	2		1													
					F5		K2													
					c.c		c.c													
2	TITCUMBE	NATALIE	15	3	3		2													
					6-3		F9													
					c.c 2															

8.2 BASE RUNNING:

A pinch runner, Danielle Stewart, comes in to run for Sally McCreedy in the third innings. Use a **hooked black line** to show PR coming in a 1st base. Then Sally McCreedy is re-entered in B3 innings. Use a vertical black line to show this change.

Pinch Runner PR – Can come on only once to run for a player already on base – normal substitution.

Designated Runner DR - Used in many competitions - must be designated on original bench list. May come on once an inning for any runner already on base. Cannot be used as a batter or fielder. (Check your Competition Rules)

Catcher Runner CR - Used in many competitions as a Speed up Rule – the intent is to hasten the changeover of innings. Generally when a player who will take the field in the immediate next defensive inning as the catcher, is on base, and there are 2 out a runner may replace that player. (Check your Competition Rules)

POS	LAST NAME	FIRST NAME	UNI	BAT	1	2	3	4
3	McCREEDY	SALLY RE B3/5	16		1	/	1	1
PR	STEWART	DANIELLE T3	2	1	5-3		-7	
					x		x	

8.3 RE ENTRY:

A line is not drawn through the name of the player being substituted as this allows re-entry to take place without using another line in the scoreboard. Only rule a line through the player's name if the player cannot take any further part in the game. Any player in the original line-up may re-enter the game **ONCE** after being substituted.

9 PITCHING CHANGES

A pitching change is marked the same way as a fielding change but the line drawn is **blue**. **On the oppositions page. Both in the inning and at the top of the inning showing the put outs, assists and errors before and after the change. Refer inning 3.** The scorer should take careful note of any runners on base at the time of change and ball and strike count on the current batter. (Add a **blue line** showing runner/s onbase at the pitching change)

AUSTRALIA				VS	JAPAN AT				FENGTAI PARK BEIJING										
TOP				A	5	6	6	6	6	5	6	6							
				PO	3	5	3	3	2	3	2	9	8	3	6	4	9	2	3
				E															
POS	LAST NAME	FIRST NAME	UNI	BAT	1	2	3	4	5										
3	McCREEDY	SALLY	16	1	1	/	3		WP										
			2	1	5-3		-7		-8										
					x		x												
DP	WILKINS	BROOKE	29	2	2	F5	1		3										
				2			K2		6-3										
					C * C		C * C * / C										
2	TITCUMBE	NATALIE	15	3	3		2		/										
				3	6-3		F9												
					C * C * .		.		.										

Note: Slash (/) Must be in Blue

When a new pitcher comes into the game total up the pitch count before the new pitcher commences.

It is also a good habit to display the relieving pitchers initials on or near the change line

Top inning 5/batter 2 the new pitcher took the plate. If batter 1 had scored, the run would have been credited to Pitcher 1 as she was pitching when Sally McCreedy got on base.

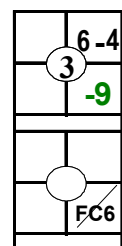
See Note on example change during a batter's turn at bat.

10 SUMMARIES

10.1 BATTING EXTENSIONS

POS	LAST NAME	FIRST NAME	UNI	BAT	1	10	BATTING																
							PA	AB	H	2	3	4	R	SAC BUNT	SAC FLY	BB	HPB	RBI	SB	SO	OB		
8	MORROW	SIMMONE	26	1	1	5-3	4	2	1	1					1		1						3

- PA PLATE APPEARANCE the total number of times the batter completes their plate appearance
- AB AT BAT the number of times the player appears in the batting box, excluding BB, HPB, IBB, OBS2, SAC (Fly, Bunt or Slap)
- H HITS the **total number of safe hits** green including safe bunts
- 2 2 BASE HITS the number of 2 base safe hits
- 3 3 BASE HITS the number of 3 base safe hits
- 4 HOME RUNS the number of home runs
- R RUNS the number of runs scored by the player
- SAC BUNT SACRIFICE BUNT the number of sacrifice bunts/slaps
- SAC FLY SACRIFICE FLY the number of sacrifice flies
- BB BASE ON BALLS No. of Base on Balls includes OBS2 and IBB
- HPB HIT BY PITCHED BALL No. of Hit by Pitched Balls
- RBI RUNS BATTED IN The number of runs scored as a result of the player's batting, including the Home Run/s
- SB STOLEN BASES The number of stolen bases made **not including allowed steals**
- SO STRIKE OUTS The number of strike outs. This includes K2, KC, K2-3, KWP, KE2, KFC.
- OB ON BASE The number of times the batter reaches 1st base including FC (except when FC results in the 3rd out.) See diagram.



10.2 FIELDING EXTENSIONS

Side 1 Batting

v Side 2 Fielding

FIELDING			POS	LAST NAME	FIRST NAME	UNI
PO	A	E				
3	3	1	6	WARD	NATALIE	6

A	5	6	6	6	5
PO	3	5	3	3	2
E					6
BAT	1	2	3	4	
1	1	5-3	3	-7	8

- PO **PUTOUTS** the number of putouts by the player including assisted PO e.g. PO3 or 6-3. (Team total will always be 21 in a 7 innings game i.e. 7 inns @ 3 each)
- A **ASSISTS** the number of assists by the player, including an assist to an error. See Innings 4 above
- E **ERRORS** the number of errors by the player.

At the same time you record assists and putouts during the game, repeat the information at the top of the innings columns, as has been done above (Note all fielding by the original DP should be recorded in green in the top of the innings column). On the left, record assists using the appropriate fielding number. Record putouts on the right in the same way. This helps in picking up the data when doing the extensions. Errors are also transferred to the top in red.

Please ensure that you take fielding figures from the correct side of scorebook

Note: The Pitcher **does not** get an assist for a **K**.

10.3 PITCHING EXTENSIONS

All pitchers who have participated in the game are recorded in the pitchers statistical summary.

PITCHER	Inn	H	SO	BB	HPB	IBB	WP	RS	ER	BfP	IP	S	B	F	Total	W/L/S
GENTLE Kelly	5	2	6	1	-	-	1	1	1	22	-	22	21	16	59	W
HARDING Tanya	2	-	-	1	-	-	-	-	-	7	-	7	11	4	22	S
Totals	7	2	6	2	-	-	1	1	2	29	-	29	32	20	29	

- PITCHER the name of the pitcher
- INN the number of innings pitched.
For part innings, 0 out = 000, 1 out = 333, 2 outs = 667
- H the number of safe hits given up
- SO the number of strikeouts (inc. **KE2**, **K2-3**, **KFC**, **KWP**, **K2**, **KC**)
- BB the number of base on balls conceded
- HPB the number of hit by pitched balls
- IBB the number of intentional base on balls
- WP the number of wild pitches
- RS total runs scored
- ER earned runs
- BFP the number of batters to face the pitcher
- IP the number of illegal pitches
- S number of strikes (include the pitch when ball is hit)
- B number of balls
- F number of fouls
- W/L/S win, loss or save
- TOTAL Complete all totals

11 AVERAGES

(These are not averages or percentages using the true mathematical definitions)

11.1 BATTING AVERAGE

Each player's Batting Average is calculated on the number of safe hits divided by the number of times at bat.

Sacrifices (bunts and flies), bases on balls, hit by pitched ball and catcher obstruction are not counted as times at bat.

$$\text{BATTING AVERAGE} = \frac{\text{Number of Safe Hits}}{\text{Number of Times At Bat}}$$

11.2 FIELDING AVERAGE

Each player's Fielding Average is calculated on the number of Put Outs, Assists & Errors.

$$\text{FIELDING AVERAGE} = \frac{\text{Put Outs} + \text{Assists}}{\text{Put Outs} + \text{Assists} + \text{Errors}}$$

11.3 PITCHING - WIN / LOSS / SAVE

Pitchers may also be rated on their winning / losing performance, irrespective of the number of runs scored from them.

Relief Pitchers may be credited with a Win, Loss, or Save.

WIN: Credit the starting pitcher with a win if the team is in the lead when that pitcher is replaced, **and holds that lead for the remainder of the game.**

For International and Olympic competitions, a pitcher is only credited with a win if they have pitched at least four innings in that game.

Whenever the lead changes, or the score is tied, the game becomes a new contest. The winning pitcher is the pitcher of record, when the team regains the lead and maintains the lead.

LOSS: A loss shall be charged to the starting pitcher if the team is behind when that pitcher is replaced. If the team falls behind due to runs scored after the replacement and charged to the starting pitcher, and thereafter fails to tie or regain the lead, the starting pitcher is charged with the loss.

A loss shall be charged to a relief pitcher if the opposing team takes the lead while they are pitching (except as above), and maintains that lead.

SAVE: Credit a relief pitcher with a save when meeting **both** of the following conditions:

is the finishing pitcher in the game **won** by the team, AND

Is not credited with the win.

NOTE: No more than one save can be credited in any game, **and** unless both the above conditions are met, no save at all will be recorded.

These statistics are used to calculate the pitcher's win/loss average as the ratio of games won to total games:

$$\text{WIN/LOSS AVERAGE} = \frac{\text{Games Won}}{\text{(Games Won + Games Lost)}} = \frac{3}{3+1} = 0.750$$

$$\text{HITS PER BATTERS FACED} = \frac{\text{Safe hits}}{\text{Batters faced}} = \frac{7}{35} = 0.200$$

$$\text{K2 AVERAGE} = \frac{\text{Strike Outs}}{\text{Batters faced}} = \frac{17}{23} = 0.739$$

12 SCORING A GAME

A pitch by pitch description of a game is now given. Use it as an exercise to practice the procedures taught in the preceding pages. Some plays have been added to make full use of the lectures.

The game is a Preliminary Final of Men's State League that was used as an examination game.

The line-ups are:

BANDITS

POS. NAME	UNIF.
7 Andrew THURTELL	11
8 Richard SULLIVAN	14
2 Aaron RISTAU	36
3 Peter ALBEE	67
DP Ryan VAN COEVORDAN	44
6 Aaron ARMSTRONG	13
5 Steven ALBEE	77
4 Marcus SOLYLO	4
9 Steven POPKO	78
1 James WILSON	7

BENCH

Justin BROWN	16
--------------	----

DOLPHINS

POS. NAME	UNIF.
8 David NEWSOME	17
5 Wade PASSFIELD	6
7 Travis SOUTHAM	21
4 Joel SOUTHAM	7
3 James DARBY	9
6 Ryan Lavers	50
2 Adam RINDFLEISH	23
9 Shaun BOSTOCK	14
1 Demitrius DONEY	4

BENCH

James BROWNLOW	32
Mitchell SMALL	70
Tim HOLMES-ANDERSON	83
Laurie PETERS	10

DOLPHINS WON THE TOSS AND ELECTED TO FIELD.

For this description 'P1' represents '1st pitch', 'P2' - '2nd Pitch', etc.

TOP OF 1ST - BLACKTOWN BANDITS

Demetrius Doney pitching:

- Andrew Thurtell:* Strike, Ball, Ball, Ball, Strike, **Andrew Thurtell. Played out third base assist to First Base.**
- Richard Sullivan:* Ball, Strike, Strike, **Richard Sullivan struck out swinging.**
- Aaron Ristau:* Ball, **Aaron Ristau singled centre field.**
- Peter Albee:* Strike, **Aaron Ristau to second on an allowed steal, Peter Albee flied out to short stop.**

Bottom of 1st - CAMPBELLTOWN DOLPHINS

James Wilson pitching:

- David Newsome:* **David Newsome safe at first on second baseman Marcus Solylo's fielding error.**
- Wade Passfield:* Foul, Foul, Ball, **David Newsome to second on wild pitch, Wade Passfield struck out swinging.**
- Travis Southam:* Strike, Ball, **David Newsome to third on passed ball, Travis Southam singled to left field, David Newsome scored.** (Unearned Run)
- Joel Southam:* Ball, Foul, Strike, **Joel Southam tripled to left field, Travis Southam scored.**
- James Darby:* Ball, Strike, Ball, **Joel Southam scored on wild pitch, Foul, Foul, Foul, James Darby singled center field.**
- Ryan Lavers:* Foul, Strike, **Ryan Lavers struck out looking.**
- Adam Rindfleish:* Ball, Ball, **Adam Rindfleish played out third base assist to First Base.**

Top of 2nd - BLACKTOWN BANDITS

Demetrius Doney pitching:

- Ryan VanCoevorden:* Strike, Ball, Foul, **Ryan VanCoevorden singled to left field.**
- Aaron Armstrong:* Ball, Foul, Ball, Strike, **Aaron Armstrong grounded out into a double play, Ryan VanCoevorden forced out at second third base assist to second base, Aaron Armstrong out second base assist to first base.**
- Steven Albee:* Foul, **Steven Albee flied out to centre field.**

Bottom of 2nd - CAMPBELLTOWN DOLPHINS

James Wilson pitching:

- Shaun Bostock:* Strike, Ball, Strike, Ball, Ball, **Shaun Bostock struck out swinging.**

- Demetrius Doney:* Ball, Strike, Strike, **Demetrius Doney struck out swinging.**
- David Newsome:* Ball, Ball, Foul, **David Newsome tripled to right field.**
- Wade Passfield:* Ball, Ball, **Wade Passfield singled to left field, David Newsome scored.**
- Travis Southam:* Ball, Strike, Ball, Strike, Ball, **Travis Southam walked, advancing Wade Passfield to second.**
- Joel Southam:* **Joel Southam doubled to left field, both Wade Passfield and Travis Southam scored.**
- James Darby:* Ball, Strike, Ball, **James Darby played out third base assist to first base.**

Top of 3rd - BLACKTOWN BANDITS

- Demetrius Doney pitching:*
- Marcus Solylo:* Foul, **Marcus Solylo played out short stop assist to first base.**
- Steven Popko:* Strike, Strike, Ball, Foul, Ball, Ball, **Steven Popko singled to left field.**
- Andrew Thurtell:* **Andrew Thurtell homered to left field, scoring Steven Popko.**
- Richard Sullivan:* Strike, Ball, Ball, Strike, Ball, **Richard Sullivan safe at first on shortstop Ryan Lavers's fielding error.**
- Aaron Ristau:* Strike, **Richard Sullivan caught stealing going to second, catcher assist to second base, Aaron Ristau flied out to right field.**

Bottom of 3rd - CAMPBELLTOWN DOLPHINS

- Ryan VanCoevorden relieved James Wilson and is now pitching:*
- Ryan Lavers:* **Ryan Lavers flied out to right field.**
- Adam Rindfleish:* Strike, Ball, Strike, **Adam Rindfleish flied out to third base.**
- Shaun Bostock:* Strike, Strike, Foul, Ball, **Shaun Bostock played out short stop assist to first base.**

Top of 4th - BLACKTOWN BANDITS

- Demetrius Doney Pitching*
- Peter Albee:* Foul, Strike, Ball, **Peter Albee homered to right field.**
- Ryan VanCoevorden:* **Ryan VanCoevorden singled to right field.**
- Aaron Armstrong:* Ball, Strike, Foul, Ball, **Ryan VanCoevorden to second on wild pitch, Foul, Ball, Foul, Foul, Aaron Armstrong flied out to second base.**
- Steven Albee:* Foul, **Steven Albee singled to center field, and advanced to third base on centre fielder David Newsome's fielding error, Ryan VanCoevorden to third on hit and scored on existing error.**

- Marcus Solylo: Foul, Ball, Ball, Ball, Foul, **Marcus Solylo walked.**
- Justin Brown: Justin Brown substitutes for Steven Popko. Ball, Foul, **Justin Brown singled to left field, Steven Albee scored, Marcus Solylo to second.**
- Andrew Thurtell: *James Darby relieved Demetrius Doney and is now pitching.*(James Brownlow substituted for Doney and played first base). Ball, **Marcus Solylo to third on wild pitch, Justin Brown to second**, Ball, Strike, Foul, Ball, **Andrew Thurtell walked.**
- Richard Sullivan: Ball, Ball, Ball, Strike, **Richard Sullivan walked, Marcus Solylo scored, Justin Brown to third, Andrew Thurtell to second.**
- Aaron Ristau: Strike, Foul, Ball, **Justin Brown scored on wild pitch, Andrew Thurtell to third, Richard Sullivan to second**, Ball, **Andrew Thurtell scored on a wild throw by catcher Adam Rindfleish, Richard Sullivan to third on wild pitch, Aaron Ristau singled to rightfield, Richard Sullivan scored.**
- Peter Albee: Ball, **Aaron Ristau to second on wild pitch**, Ball, **Aaron Ristau to third on wild pitch**, Ball, **Aaron Ristau stole home**, *David Newsome relieved James Darby, and is now pitching (Darby now to centerfield):* Strike, **Peter Albee played out short stop assist to first base.**
- Ryan VanCoevorden: Foul, Ball, Strike, **Ryan VanCoevorden singled to center field.**
- Aaron Armstrong: Ball, Ball, **Aaron Armstrong on base by fielder's choice, Ryan VanCoevorden forced out at second by second base assist to short stop.**

Bottom of 4th - CAMPBELLTOWN DOLPHINS

- Ryan VanCoevorden pitching:*
- James Brownlow: Strike, Strike, Ball, **James Brownlow played out second base assist to first base.**
- David Newsome: Foul, **David Newsome safe at first on shortstop Aaron Armstrong's fielding error.**
- Wade Passfield: Ball, Ball, Foul, Ball, Foul, **Wade Passfield on base by fielder's choice, David Newsome forced out at second** by second base assist to short stop.
- Travis Southam: Ball, **Travis Southam hit by pitch**, advancing **Wade Passfield to second.**
- Joel Southam: Foul, **Joel Southam singled to centre field, Wade Passfield scored, Travis Southam to third, Joel Southam caught out in a rundown play between second and third bases by centre field assist to third base to short stop.**

Top of 5th - BLACKTOWN BANDITS

- David Newsome pitching:*
- Steven Albee: Ball, Strike, Ball, Ball, Strike, Foul, **Steven Albee walked.**
- Marcus Solylo: Strike, Ball, Strike, **Marcus Solylo struck out swinging.**
- Justin Brown: Ball, **Steven Albee stole second, Justin Brown homered to left field**, scoring **Steven Albee.**
- Andrew Thurtell: Strike, Strike, Ball, **Andrew Thurtell flied out to right field.**
- Richard Sullivan: Strike, Ball, Ball, Foul, Ball, **Richard Sullivan struck out swinging.**

Bottom of 5th - CAMPBELLTOWN DOLPHINS

Ryan VanCoevorden pitching:

James Darby: Strike, **James Darby played out third base assist to first base.**

Ryan Lavers: **Ryan Lavers homered to right field.**

Adam Rindfleish: Strike, Strike, Ball, **Adam Rindfleish singled to right field.**

Mitchell Small: *Mitchell Small substituted for Shaun Bostock.* Strike, Strike, **Mitchell Small struck out swinging.**

James Brownlow: Ball, Strike, Strike, Foul, **James Brownlow singled to right field advancing Adam Rindfleish to second.**

David Newsome: Strike, **David Newsome played out second base assist to first base.**

Top of 6th - BLACKTOWN BANDITS

David Newsome pitching:

Aaron Ristau: **Aaron Ristau hit by pitch.**

Peter Albee: Ball, **Peter Albee doubled to right field scoring Aaron Ristau Peter Albee tagged out in run down going to third by right field assist to short stop and third base.**

Ryan VanCoevorden: **Ryan VanCoevorden singled to centre field.**

Aaron Armstrong: Ball, Ball, **Aaron Armstrong on base by fielder's choice, Ryan VanCoevorden forced out at second by third base assist to second base.**

Steven Albee: **Steven Albee put out by first base.**

Bottom of 6th - CAMPBELLTOWN DOLPHINS

Ryan VanCoevorden pitching:

Wade Passfield: Strike, Foul, Ball, **Wade Passfield struck out swinging.**

Travis Southam: Ball, **Travis Southam flied out to right field.**

Tim Holmes Anderson: *Tim Holmes Anderson substituted for Joel Southam.* Ball, Strike, Ball, Foul, Ball, Foul, **Tim Holmes Anderson singled to right field.**

James Darby: **James Darby safe at first on second baseman Marcus Solylo's fielding error, Tim Holmes Anderson advanced to second on existing error and is replaced on base by Laurie Peters.**

Ryan Lavers: Strike, **Ryan Lavers lined out to third base.**



SAMPLE SCORESHEET - BANDITS V DOLPHINS

TOP
 Bankstown Bandits vs Campbelltown Dolphins
 AT BLACKTOWN OLYMPIC PARK DATE 19-Nov-06
 Start 11.30am
 Finish 1.25pm
 Time 1 hr 55 mins

FIELDING		POS	FIRST NAME	UNI	BAT	1	2	3	4	5	6	7	8	9	10	PA	AB	H	2	3	4	R	SAC	BUNT	SAC	FLY	BB	HPB	RBI	SB	SO	OB						
-	-	7	THURTELL	11	1	1	2	3	4	5	6	7	8	9	10																							
		8	SULLIVAN	14	2	2	3	4	5	6	7	8	9	10																								
		2	RISTAU	56	3	3	4	5	6	7	8	9	10																									
		3	ALBEE	67	4	4	5	6	7	8	9	10																										
		-DP-1	VAN COEVORDEN	44	5	5	6	7	8	9	10																											
		6	ARMSTRONG	13	6	6	7	8	9	10																												
		5	ALBEE	77	7	7	8	9	10																													
		4	SOLYLO	4	8	8	9	10																														
		♀	POPKO	78	9	9	10																															
		9	BROWN	16																																		
		4	WILSON	7	F	0	0	2	2	8	2	1	13																									
		BENCHLIST																																				
		BROWN		Justin																																		
		Totals		16																																		
		PITCHER		WILSON James																																		
		Coach:		VAN COEVORDEN Ryan																																		
		Umpires:																																				
		Score:																																				
		Bandits		Loren Algar																																		
		Score:		S Rindfleisch, G Baker, G Zucchetti																																		
		Lis Hannely																																				
		Won By:																																				
		Coach:																																				
		Umpires:																																				
		Score:																																				
		Bandits		13																																		
		Score:		8																																		

SAMPLE SCORESHEET - DOLPHINS vs. BANDITS

BOTTOM

Campbelltown Dolphins

vs

Bankstown Bandits

AT

BLACKTOWN OLYMPIC PARK

DATE

19/11/2006

Time

Start 11:30am
Finish 1:25pm
Time 1 hr 55 mins




FIELDING	POS	LAST NAME	FIRST NAME	UNI	BAT	Bankstown Bandits										BATTING													
						1	2	3	4	5	6	7	8	9	10	PA	AB	H	2	3	4	R	SAC	BUNT	FLY	BB	HPB	RBI	SB
1	-	NEWSOME	David T44	17	1	●	●	●	●	●	●	●	●	●	●	●	●	●	●	●	●	●	●	●	●	●	●	●	
5		PASSFIELD	Wade	6	2	●	●	●	●	●	●	●	●	●	●	●	●	●	●	●	●	●	●	●	●	●	●	●	
7		SOUTHAM	Travis	21	3	●	●	●	●	●	●	●	●	●	●	●	●	●	●	●	●	●	●	●	●	●	●	●	
4		SOUTHAM	Joel	7	4	●	●	●	●	●	●	●	●	●	●	●	●	●	●	●	●	●	●	●	●	●	●	●	
4		HOLMES-ANDERSON	Tim T6	83	4	●	●	●	●	●	●	●	●	●	●	●	●	●	●	●	●	●	●	●	●	●	●	●	
3-4-8		DARBY	James T4/1	9	5	●	●	●	●	●	●	●	●	●	●	●	●	●	●	●	●	●	●	●	●	●	●	●	
PR		PETERS	Laurie B6	10	5	●	●	●	●	●	●	●	●	●	●	●	●	●	●	●	●	●	●	●	●	●	●	●	
6		LAVERS	Ryan	50	6	●	●	●	●	●	●	●	●	●	●	●	●	●	●	●	●	●	●	●	●	●	●	●	
2		RINDFLEISH	Adam	23	7	●	●	●	●	●	●	●	●	●	●	●	●	●	●	●	●	●	●	●	●	●	●	●	
9		BOSTOCK	Shaun	14	8	●	●	●	●	●	●	●	●	●	●	●	●	●	●	●	●	●	●	●	●	●	●	●	
9		SMALL	Mitchell B5	70	8	●	●	●	●	●	●	●	●	●	●	●	●	●	●	●	●	●	●	●	●	●	●	●	
4		DONEY	Dimetrius	4	9	●	●	●	●	●	●	●	●	●	●	●	●	●	●	●	●	●	●	●	●	●	●	●	
3		BROWNLOW	James T4/1	32	9	●	●	●	●	●	●	●	●	●	●	●	●	●	●	●	●	●	●	●	●	●	●	●	
					F	3	3	0	1	1	1	1	0	8															
					L	3	3	6	6	7	8																		
					E	3	3	6	6	7	8																		
					X	3	3	6	6	7	8																		
					Totals	11	7																						
					Totals	11	7																						
					32	S-B-F	S-B-F	S-B-F	S-B-F	S-B-F	S-B-F	S-B-F	S-B-F	S-B-F	S-B-F	S-B-F	S-B-F	S-B-F	S-B-F	S-B-F	S-B-F	S-B-F	S-B-F	S-B-F	S-B-F	S-B-F	S-B-F	S-B-F	S-B-F
					70	PITCHER																							
					83	DONEY	Dimetrius																						
					10	DARBY	James																						
						NEWSOME	David																						
						Totals																							

Bandits Score: 13 - 8
 Bill McGarvey
 S Rindfleish, G Baker, G Zucchetti
 Lis Hannelly

Won By:
 Coach:
 Umpires:
 Scorer:

Total	W/L/S	F	B	S	IP	ER	B/P	RS	WP	BB	HPB	IBB	S-B-F	S-B-F	S-B-F	S-B-F	S-B-F	S-B-F

 STATISTICAL SUMMARY SHEET - PITCHING		VENUE	DATE																							
TEAM		CHAMPIONSHIP/TOURNAMENT																								
PITCHERS NAME LAST	FIRST	Inn	H	SO	BB	HPB	IBB	WP	IP	RUNS SCORED	EARNED RUNS	EARNED RUN AVG	WIN	LOSS	SAVE	WIN LOSS AVG	BATTERS FACED	HITS PER B F S			PITCHES S	B	F	TOTAL		
PITCHER 1																										
PITCHER 1 TOTAL																										
PITCHER 2																										
PITCHER 2 TOTAL																										
PITCHER 3																										
PITCHER 3 TOTAL																										
PITCHER 4																										
PITCHER 4 TOTAL																										
PITCHER 5																										
PITCHER 5 TOTAL																										
TEAM TOTAL																										

NOTES

13 CONTACTS

Softball Australia
21 Burwood Road
Hawthorn West, Vic
T: +61 3 9818 6144
F: +61 3 9819 6199

For more information visit www.scoring.softball.org.au

State Associations Contacts



Softball ACT
 PO Box 264
 Hawker ACT 2614
 T: (02) 6278 3000
 F: (02) 6278 3111
 e: softballact@bigpond.com
 w: www.act.softball.org.au



Softball New South Wales
 PO Box 52
 Blacktown NSW 2148
 T: (02) 9677 4000
 F: (02) 9677 4040
 e: office@softball.net.au
 w: www.softball.net.au



Softball Northern Territory
 PO Box 37443
 Winnellie NT 0821
 T: (08) 8927 3333
 F: (08) 8927 9999
 e: softballnt@bigpond.com
 w: www.nt.softball.org.au



Softball Queensland
 C/- Sports House South
 1/866 Main Street
 Woolloongabba QLD 4102
 T: (07) 3391 2447
 F: (07) 3391 4734
 e: admin@softballqld.asn.au
 w: www.qld.softball.org.au



South Australia Softball Association
 PO Box 217
 Henley Beach SA 5022
 T: (08) 8353 6766
 F: (08) 8353 2480
 e: sasoftball@bigpond.com
 w: www.sa.softball.org.au



Tasmania Softball Council
 GPO Box 2124
 Hobart TAS 7001
 T: (03) 6244 7095
 F: (03) 6244 7095
 e: softballtas@bigpond.com
 w: www.tas.softball.org.au



Victorian Softball Association
 PO Box 397
 Laverton VIC 3028
 T: (03) 9360 0817
 F: (03) 9360 0818
 e: vicsoftb@bigpond.net.au
 w: www.vic.softball.org.au



Western Australian Softball Association
 PO Box 450
 Mirrabooka WA 6941
 T: (08) 9349 9911
 F: (08) 9345 3553
 e: adminsoftballwa@iinet.net.au
 w: www.wa.softball.org.au