



SOFTBALL VICTORIA

Using Products within the National Database

Webinar, 12 September 2017

Commercial in Confidence

SportsTG 
Let's Win

Apply for a sub-merchant account

In order to accept payments online and receive funds, you must firstly submit a payment application to SportsTG.

- Submitting the form is easy - follow this link here:
<http://support.sportstg.com/help/registrations-how-to-apply-to-become-a-sportstg-sub-merchant>

Create a Product

Products represent your registration fees and merchandise you wish to sell online.

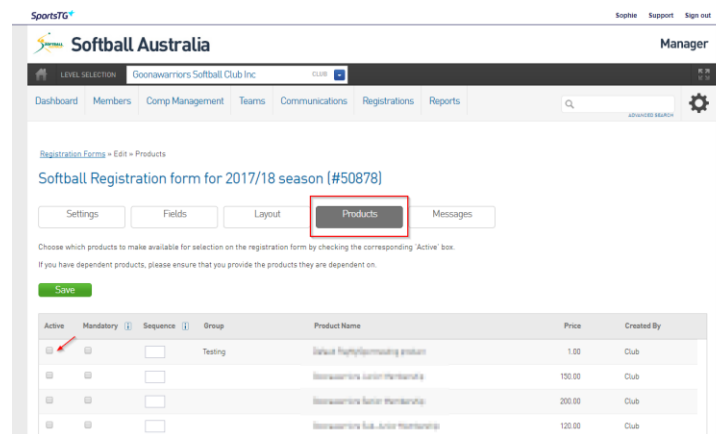
- To create a product, following these instructions:

<http://support.sportstg.com/help/how-to-create-a-product>

Attach product to national registration form

In order for your product to display online, you will be required to attach it to the National Registration Form ('Softball Registration form for 2017/18 season')

- Navigate into Registrations > Registration Forms
- Products
- Select the 'Active' checkbox against the products to be attached to the form
- Save



Screenshot of the SportsTG Manager interface for Softball Australia. The page shows the 'Products' tab selected for the 'Softball Registration form for 2017/18 season (#50878)'. The 'Products' button is highlighted with a red box. Below the buttons is a table of products with checkboxes for 'Active', 'Mandatory', 'Sequence', and 'Group'.

Active	Mandatory	Sequence	Group	Product Name	Price	Created By
<input checked="" type="checkbox"/>	<input type="checkbox"/>	<input type="checkbox"/>	Testing	Default Flight/throwing program	1.00	Club
<input type="checkbox"/>	<input type="checkbox"/>	<input type="checkbox"/>		Donnawarrers Junior Membership	100.00	Club
<input type="checkbox"/>	<input type="checkbox"/>	<input type="checkbox"/>		Donnawarrers Senior Membership	200.00	Club
<input type="checkbox"/>	<input type="checkbox"/>	<input type="checkbox"/>		Donnawarrers Sub-Junior Membership	100.00	Club

Discount & Family Units

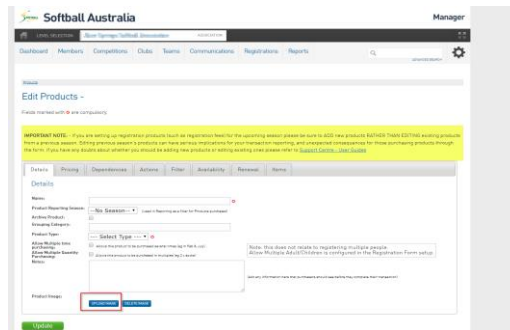
The system caters for discounts as part of the multiple transactions or a family unit registering.

- Click here for instructions on setting this up:
<http://support.sportstg.com/help/registrations-family-discounts-multiple-pricing>

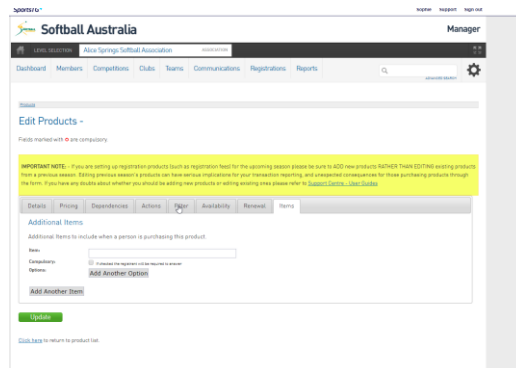
Selling Club Uniform Online

You can add images and attributes (sizes) to your products, which gives your club the ability to sell uniform and merchandise online.

- When creating a product, upload an image here:



- To add sizes, this is managed through the 'items' tab:



Reporting on Club Products

The drag and drop customisable reporting tool ensures you can track and manage club products purchased by your members.

- Click here for instructions:

<http://support.sportstg.com/help/reporting-on-product-items>

A low-angle, upward-looking photograph of several people's arms and hands reaching towards the center, stacked on top of each other. The image is monochromatic with a strong cyan/blue tint. The people are smiling and looking upwards, conveying a sense of joy and collective achievement. The background is a clear, bright sky.

Ready when you are.

LET'S WIN